

Your reliable choice for large area cleaning

SC6500 is available in 4 different versions offering the choice between 2 scrubbing widths and cylindrical or disc scrubber for both widths. The result is a machine unsurpassed in its class when it comes to cleaning performance.

The need for high productivity when cleaning large areas is met by several benefits of the SC6500. It has a scrubbing width of up to 1300 mm, and the water tank capacity of 265L enables the operator to work for 1.5 hours before refilling.

Also adding to productivity is the AC traction unit with a high working speed. At the same time, the noise level is low which enables work in noise sensitive areas. More importantly, the total cost of ownership is reduced since the new motor is maintenance free and has a high-quality gearbox.



Picture shown may not represent model quoted

- Scrubbing width of up to 1300 mm ensuring high productivity
- Water tank capacity of 265L enables the operator to work for 1.5 hours before refilling.
- High brush pressure, and effective drying enabled by a powerful vacuum motor.
- AC traction unit reduces the total cost of ownership since the motor is maintenance free and has a high-quality gearbox.
- Low noise level which enables work in noise sensitive areas and during the night.
- OneTouch control makes the driving and controlling the SC6500 easy.
- Ecoflex system is reducing cost by saving water and detergent which is essential when cleaning large areas.

Nilfisk SC6500 is a highly productive machine for scrubbing and drying of large floor and indoor areas. It offers the best cleaning performance in its class, including the unique Ecoflex-system.


Being easy to use for the staff – even for hard cleaning tasks – the SC6500 is ideal for big supermarkets, warehouses, airports, parking areas, food industries and heavy industries.

• Standard equipment


Included accessories	Ref. no.	Min. required	SC6500 1100D	SC6500 1100D	SC6500 1100C
Brush Cylindrical					
BRUSH,HARD NYLON 40"	56413114	2			
BRUSH,HARD NYLON 48"	56413353	2			
Ecoflex System					
ECOFLEX KIT NILFISK	56414145	1			
Disc Brush 430 mm					
DISC BRUSH 17 PROLENE 3	56505784	3			
Disc Brush 510 mm					
BRUSH PROLENE	56505794	2			
Side Broom					
LEFT SIDE BROOM ASSEMBLY	56413039	0			
RIGHT SIDE BROOM ASSEMBLY	56413040	0			
SIDE BROOM	56413056	2			
Deck Blade					
BLADE KIT-DISC RED GUM	56413770	1			



Your reliable choice for large area cleaning

Included accessories		Ref. no.	Min. required	SC6500 1100D	SC6500 1100D	SC6500 1100C
	BLADE KIT-DISC RED GUM 40	56413768	1			
	BLADE, DECK RED GUM	56413654	1			
Squeegee Blade						
	BLADE KIT-SQGEE RED GUM F	56413762	1			
	BLADE KIT-SQGEE RED GUM H	56413766	1			
Battery and Charger						
	BATT.36V-420AH GEL	80562600	1			


● Standard equipment

Included accessories		Ref. no.	Min. required	SC6500 1100C	SC6500 1300D	SC6500 1300D
Brush Cylindrical						
	BRUSH,HARD NYLON 40"	56413114	2			
	BRUSH,HARD NYLON 48"	56413353	2			
Ecoflex System						
	ECOFLEX KIT NILFISK	56414145	1			
Disc Brush 430 mm						
	DISC BRUSH 17 PROLENE 3	56505784	3			
Disc Brush 510 mm						
	BRUSH PROLENE	56505794	2			
Side Broom						
	LEFT SIDE BROOM ASSEMBLY	56413039	0			
	RIGHT SIDE BROOM ASSEMBLY	56413040	0			
	SIDE BROOM	56413056	2			
Deck Blade						
	BLADE KIT-DISC RED GUM	56413770	1			
	BLADE KIT-DISC RED GUM 40	56413768	1			
	BLADE, DECK RED GUM	56413654	1			
Squeegee Blade						
	BLADE KIT-SQGEE RED GUM F	56413762	1			
	BLADE KIT-SQGEE RED GUM H	56413766	1			
Battery and Charger						
	BATT.36V-420AH GEL	80562600	1			



Your reliable choice for large area cleaning

● Standard equipment

Included accessories	Ref. no.	Min. required	SC6500 1300C	SC6500 1300C
Brush Cylindrical				
BRUSH,HARD NYLON 40"	56413114	2		
BRUSH,HARD NYLON 48"	56413353	2		
Ecoflex System				
ECOFLEX KIT NILFISK	56414145	1		
Disc Brush 430 mm				
DISC BRUSH 17 PROLENE 3	56505784	3		
Disc Brush 510 mm				
BRUSH PROLENE	56505794	2		
Side Broom				
LEFT SIDE BROOM ASSEMBLY	56413039	0		
RIGHT SIDE BROOM ASSEMBLY	56413040	0		
SIDE BROOM	56413056	2		
Deck Blade				
BLADE KIT-DISC RED GUM	56413770	1		
BLADE KIT-DISC RED GUM 40	56413768	1		
BLADE, DECK RED GUM	56413654	1		
Squeegee Blade				
BLADE KIT-SQGEE RED GUM F	56413762	1		
 BLADE KIT-SQGEE RED GUM H	56413766	1		
Battery and Charger				
BATT.36V-420AH GEL	80562600	1		

Model	SC6500 1100D	SC6500 1100D	SC6500 1100C
Ref. no.	56414022PA	56414022PB	56414023PA

PRODUCT FEATURES

Automatic squeegee lift in reverse	●	●	●
Back up warning alarm	●	●	●
Blades can be used on 4 edges	●	●	●
One touch control panel	●	●	●
Disc deck	●	●	
Cylindrical deck			●
Ecoflex prepared	●	●	●
Break-Away squeegee clips	●	●	●



Your reliable choice for large area cleaning

Model	SC6500 1100D	SC6500 1100D	SC6500 1100C
Ref. no.	56414022PA	56414022PB	56414023PA

PRODUCT FEATURES

Squeezable drain hose with flow control	•	•	•
Squeegee	•	•	•

Model	SC6500 1100C	SC6500 1300D	SC6500 1300D
Ref. no.	56414023PB	56414024PA	56414024PB

PRODUCT FEATURES

Automatic squeegee lift in reverse	•	•	•
Back up warning alarm	•	•	•
Blades can be used on 4 edges	•	•	•
One touch control panel	•	•	•
Disc deck		•	•
Cylindrical deck	•		
Ecoflex prepared	•	•	•
Break-Away squeegee clips	•	•	•
Squeezable drain hose with flow control	•	•	•
Squeegee	•	•	•

Model	SC6500 1300C	SC6500 1300C
Ref. no.	56414025PA	56414025PB

PRODUCT FEATURES

Automatic squeegee lift in reverse	•	•
Back up warning alarm	•	•
Blades can be used on 4 edges	•	•
One touch control panel	•	•
Disc deck		
Cylindrical deck	•	•
Ecoflex prepared	•	•
Break-Away squeegee clips	•	•
Squeezable drain hose with flow control	•	•
Squeegee	•	•



Your reliable choice for large area cleaning

Technical specifications	SC6500 1100D	SC6500 1100D	SC6500 1100C
Sound pressure level (dB(A))	70	70	70
Solution pump min/max (ltr/min at 100 psi)	3.1-9.4	3.1-9.4	3.1-9.4
Maximum running time	5 HOURS	5 HOURS	5 HOURS
Max speed (km/h)	9	9	9
Battery capacity (Ah/5)	480 Ah C5	480 Ah C5	480 Ah C5
Voltage (V)	36	36	36
Ip protection class	IPX3	IPX3	IPX3
Brush motor (W)	2240	2240	2x1120
Traction motor power (W)			
Vacuum motor power (W)	560 3 Stages	560 3 Stages	560 3 Stages
Productivity theoretical/ actual (m ² /h)	9000/6300	9000/6300	9000/6300
Scrubbing width (mm)	1000	1000	1000
Min. turn-around aisle width (cm)	214	214	214
Max climbing rate (%)	16/10.5	16/10.5	16/10.5
Solution/recovery tank (l)	265/265	265/265	265/265
Squeegee width (cm)	214	214	214
Brush/pad diameter (mm)	2x505	2x505	2 cyl x 974
Brush pressure (kg)	43/90/145	43/90/145	38/54/90
Brush speed (RPM)	240	240	630
Brush quantity and type	2xProlene	2xProlene	2xProlene
Length x width x height (cm)	187x108x148	187x108x148	187x121x148
Gross weight (gvw) (kg)	1460	1,460	1,508
Shipping weight (kg)	1266	1266	1314

Technical specifications	SC6500 1100C	SC6500 1300D	SC6500 1300D
Sound pressure level (dB(A))	70	70	70
Solution pump min/max (ltr/min at 100 psi)	3.1-9.4	3.1-9.4	3.1-9.4
Maximum running time	5 HOURS	5 HOURS	5 HOURS
Max speed (km/h)	9	9	9
Battery capacity (Ah/5)	480 Ah C5	480 Ah C5	480 Ah C5
Voltage (V)	36	36	36
Ip protection class	IPX3	IPX3	IPX3
Brush motor (W)	2x1120	3x1120	3x1120
Traction motor power (W)			
Vacuum motor power (W)	560 3 Stages	560 3 Stages	560 3 Stages
Productivity theoretical/ actual (m ² /h)	9000/6300	11700/8190	11700/8190
Scrubbing width (mm)	1000	1300	1300



Your reliable choice for large area cleaning


Technical specifications	SC6500 1100C	SC6500 1300D	SC6500 1300D
Min. turn-around aisle width (cm)	214		
Max climbing rate (%)	16/10.5		
Solution/recovery tank (l)	265/265	265/265	265/265
Squeegee width (cm)	214	214	214
Brush/pad diameter (mm)	2 cyl x 974	3x432	3x432
Brush pressure (kg)	38/54/90	43/90/145	43/90/145
Brush speed (RPM)	630	225	225
Brush quantity and type	2xProlene	2xProlene	2xProlene
Length x width x height (cm)	187x121x148	187x133x148	187x133x148
Gross weight (gvw) (kg)	1,508	1,506	1,506
Shipping weight (kg)	1314	1,312	1,312

Technical specifications	SC6500 1300C	SC6500 1300C
Sound pressure level (dB(A))	70	70
Solution pump min/max (ltr/min at 100 psi)	3.1-9.4	3.1-9.4
Maximum running time	5 HOURS	5 HOURS
Max speed (km/h)	9	9
Battery capacity (Ah/5)	480 Ah C5	480 Ah C5
Voltage (V)	36	36
Ip protection class	IPX3	IPX3
Brush motor (W)		
Traction motor power (W)	2x1120	2x1120
Vacuum motor power (W)	560 3 Stages	560 3 Stages
Productivity theoretical/ actual (m ² /h)	11700/8190	11700/8190
Scrubbing width (mm)	1300	1300
Min. turn-around aisle width (cm)		
Max climbing rate (%)		
Solution/recovery tank (l)	265/265	265/265
Squeegee width (cm)	214	214
Brush/pad diameter (mm)	2 cyl x 1184	2 cyl x 1184
Brush pressure (kg)	38/54/90	38/54/90
Brush speed (RPM)	630	630
Brush quantity and type	2xProlene	2xProlene
Length x width x height (cm)	187x141x148	187x141x148
Gross weight (gvw) (kg)	1,547	1,547
Shipping weight (kg)	1,353	1,353





Your reliable choice for large area cleaning

● Standard equipment, ○ Supplementary accessories, □ Mountable equipment

Accessories	Ref. no.	Min. required	SC6500 1100D	SC6500 1100D	SC6500 1100C
Pad 17" / 432 mm					
PAD 17 432MM ECO BLACK	10001938	3			
PAD 17 432MM ECO BLUE	10001939	3			
PAD 17 432MM ECO GREEN	10001940	3			
PAD 17 432MM ECO RED	10001941	3			
PAD 17 432MM ECO TAN	10001937	3			
PAD 17 432MM ECO WHITE	10001936	3			
Pad 20" / 508 mm					
PAD 20 508MM ECO BLACK	10001955	2			
PAD 20 508MM ECO BLUE	10001956	2			
PAD 20 508MM ECO BROWN	10001957	2			
PAD 20 508MM ECO GREEN	10001958	2			
PAD 20 508MM ECO RED	10001959	2			
PAD 20 508MM ECO WHITE	10001960	2			
Special Pad					
PAD 17 430MM ECO	10002336	3			
PAD 17 430MM ECO	10002337	3			
PAD 17 430MM ECO	10002338	3			
PAD 17 430MM ECO	10002339	3			
PAD 20 508MM ECO	10002348	2			
PAD 20 508MM ECO	10002349	2			
PAD 20 508MM ECO	10002350	2			
PAD 20 508MM ECO	10002351	2			
Light Option					
BEACON KIT	56413649	1	□	□	□
HEADLIGHT KIT	56314313	1	□	□	□
Side Broom					
LEFT SIDE BROOM ASSEMBLY	56413039	0			
RIGHT SIDE BROOM ASSEMBLY	56413040	0			
SIDE BROOM	56413056	2			
Guard Option					
BUMPER TUBE KIT	56414188	1			
BUMPER,FRONT HEAVY KIT	56413089	1			
 KIT FOOT GUARD	56413773	1			




Your reliable choice for large area cleaning

Accessories		Ref. no.	Min. required	SC6500 1100D	SC6500 1100D	SC6500 1100C
	KIT OVERHEAD GUARD	56413774	1	□	□	□
	KIT WEIGHTED BUMPER	56413870	1			
Brush Cylindrical						
	BRUSH 80 GRIT 40	56413116	2	○	○	○
	BRUSH 80 GRIT 48	56413355	2			
	BRUSH 180 GRIT 40	56413115	2	○	○	○
	BRUSH 180 GRIT 48	56413354	2			
	BRUSH SOFT NYLON 40	56413113	2	○	○	○
	BRUSH SOFT NYLON 48	56413352	2			
	BRUSH,HARD NYLON 40"	56413114	2	○	○	○
	BRUSH,HARD NYLON 48"	56413353	2			
	BRUSH,POLYPROPYLENE 40"	56413118	2	○	○	○
	BRUSH,POLYPROPYLENE 48"	56413357	2			
Deck Blade						
	BLADE KIT DISC PU 40	56413754	1			
	BLADE KIT DISC PU 45/48	56413755	1			
	BLADE KIT-DISC GUM 40	56413767	1			
	BLADE KIT-DISC GUM 45/48	56413769	1			
	BLADE KIT-DISC RED GUM	56413770	1			
	BLADE KIT-DISC RED GUM 40	56413768	1			
	BLADE, DECK GUM	56413820	1	○	○	○
	BLADE, DECK RED GUM	56413654	1	○	○	○
Other						
	DRAIN HOSE EXTENSION	56601410	1	□	□	□
	FILTER ANTIFOAMING	909 5065 000	1	□	□	□
	KIT BATTERY TRAY	56413740	1			
	KIT GRAMMER SEAT	56413764	1	□	□	□
	KIT,SOLUTION AUTO-FILL	56413685	1			
	KIT,SPRAY WAND	56413687	1	□	□	□
	KIT,VACUUM MOTOR	56413821	1	□	□	□
	ROLL OUT KIT,NO BATTERY	56413884	1			
	SEAT BELT KIT- STANDARD	56383455	1	□	□	□
Squeegee Blade						




Your reliable choice for large area cleaning

Accessories		Ref. no.	Min. required	SC6500 1100D	SC6500 1100D	SC6500 1100C
	BLADE KIT SQUEEGEE PU F	56413745	1	○	○	○
	BLADE KIT SQUEEGEE PU H	56413747	1			
	BLADE KIT-SQGEE RED GUM F	56413762	1			
	BLADE KIT-SQGEE RED GUM H	56413766	1			
	BLADE KIT-SQUEEGEE GUM F	56413761	1			
	BLADE KIT-SQUEEGEE GUM H	56413765	1			
Pad Holder						
	PAD HOLDER 17 3 LUG	56505780	3			
	PAD HOLDER SHORT TRIM 510	56505790	2			
Disc Brush 430 mm						
	DISC BRUSH 17 AGLITE 3	56505783	3			
	DISC BRUSH 17 DYNAGRIT	56505782	3			
	DISC BRUSH 17 MAGNAGRIT	56505781	3			
	DISC BRUSH 17 MIDGRIT 3	56505787	3			
	DISC BRUSH 17 MIDLITE 3	56505788	3			
	DISC BRUSH 17 PROLENE 3	56505784	3			
	DISC BRUSH 17 PROLITE 3	56505785	3			
	DISC BRUSH 17 UNION MIX	56505786	3			
Disc Brush 510 mm						
	BRUSH DYNA GRIT 80	56505792	2			
	BRUSH MAGNA GRIT 46	56505791	2			
	BRUSH MIDGRIT 240	56505797	2			
	BRUSH MIDLITE GRIT 180	56505798	2			
	BRUSH PROLENE	56505794	2			
	BRUSH, PROLITE 510MM	56505795	2			
	DISC BRUSH-20 AGLITE 3 LU	56505793	2			
	DISC BRUSH 20 UNION MIX	56505796	2			
Battery and Charger						
	BATT WET 36V 480A	80562500	1			
	BATT.36V-420AH GEL	80562600	1			
Ecoflex System						
	ECOFLEX KIT NILFISK	56414145	1	□	□	□





Your reliable choice for large area cleaning

● Standard equipment, ○ Supplementary accessories, □ Mountable equipment

Accessories	Ref. no.	Min. required	SC6500 1100C	SC6500 1300D	SC6500 1300D
Pad 17" / 432 mm					
PAD 17 432MM ECO BLACK	10001938	3			
PAD 17 432MM ECO BLUE	10001939	3			
PAD 17 432MM ECO GREEN	10001940	3			
PAD 17 432MM ECO RED	10001941	3			
PAD 17 432MM ECO TAN	10001937	3			
PAD 17 432MM ECO WHITE	10001936	3			
Pad 20" / 508 mm					
PAD 20 508MM ECO BLACK	10001955	2			
PAD 20 508MM ECO BLUE	10001956	2			
PAD 20 508MM ECO BROWN	10001957	2			
PAD 20 508MM ECO GREEN	10001958	2			
PAD 20 508MM ECO RED	10001959	2			
PAD 20 508MM ECO WHITE	10001960	2			
Special Pad					
PAD 17 430MM ECO	10002336	3			
PAD 17 430MM ECO	10002337	3			
PAD 17 430MM ECO	10002338	3			
PAD 17 430MM ECO	10002339	3			
PAD 20 508MM ECO	10002348	2			
PAD 20 508MM ECO	10002349	2			
PAD 20 508MM ECO	10002350	2			
PAD 20 508MM ECO	10002351	2			
Light Option					
BEACON KIT	56413649	1	□		□
HEADLIGHT KIT	56314313	1	□		□
Side Broom					
LEFT SIDE BROOM ASSEMBLY	56413039	0			
RIGHT SIDE BROOM ASSEMBLY	56413040	0			
SIDE BROOM	56413056	2			
Guard Option					
BUMPER TUBE KIT	56414188	1			
BUMPER,FRONT HEAVY KIT	56413089	1			
 KIT FOOT GUARD	56413773	1			




Your reliable choice for large area cleaning

Accessories		Ref. no.	Min. required	SC6500 1100C	SC6500 1300D	SC6500 1300D
	KIT OVERHEAD GUARD	56413774	1	□		□
	KIT WEIGHTED BUMPER	56413870	1			
Brush Cylindrical						
	BRUSH 80 GRIT 40	56413116	2	○		○
	BRUSH 80 GRIT 48	56413355	2			
	BRUSH 180 GRIT 40	56413115	2	○		○
	BRUSH 180 GRIT 48	56413354	2			
	BRUSH SOFT NYLON 40	56413113	2	○		○
	BRUSH SOFT NYLON 48	56413352	2			
	BRUSH,HARD NYLON 40"	56413114	2	○		○
	BRUSH,HARD NYLON 48"	56413353	2			
	BRUSH,POLYPROPYLENE 40"	56413118	2	○		○
	BRUSH,POLYPROPYLENE 48"	56413357	2			
Deck Blade						
	BLADE KIT DISC PU 40	56413754	1			
	BLADE KIT DISC PU 45/48	56413755	1			
	BLADE KIT-DISC GUM 40	56413767	1			
	BLADE KIT-DISC GUM 45/48	56413769	1			
	BLADE KIT-DISC RED GUM	56413770	1			
	BLADE KIT-DISC RED GUM 40	56413768	1			
	BLADE, DECK GUM	56413820	1	○		○
	BLADE, DECK RED GUM	56413654	1	○		○
Other						
	DRAIN HOSE EXTENSION	56601410	1	□		□
	FILTER ANTIFOAMING	909 5065 000	1	□		□
	KIT BATTERY TRAY	56413740	1			
	KIT GRAMMER SEAT	56413764	1	□		□
	KIT,SOLUTION AUTO-FILL	56413685	1			
	KIT,SPRAY WAND	56413687	1	□		□
	KIT,VACUUM MOTOR	56413821	1	□		□
	ROLL OUT KIT,NO BATTERY	56413884	1			
	SEAT BELT KIT- STANDARD	56383455	1	□		□
Squeegee Blade						




Your reliable choice for large area cleaning

Accessories		Ref. no.	Min. required	SC6500 1100C	SC6500 1300D	SC6500 1300D
	BLADE KIT SQUEEGEE PU F	56413745	1	○		○
	BLADE KIT SQUEEGEE PU H	56413747	1			
	BLADE KIT-SQGEE RED GUM F	56413762	1			
	BLADE KIT-SQGEE RED GUM H	56413766	1			
	BLADE KIT-SQUEEGEE GUM F	56413761	1			
	BLADE KIT-SQUEEGEE GUM H	56413765	1			
Pad Holder						
	PAD HOLDER 17 3 LUG	56505780	3			
	PAD HOLDER SHORT TRIM 510	56505790	2			
Disc Brush 430 mm						
	DISC BRUSH 17 AGLITE 3	56505783	3			
	DISC BRUSH 17 DYNAGRIT	56505782	3			
	DISC BRUSH 17 MAGNAGRIT	56505781	3			
	DISC BRUSH 17 MIDGRIT 3	56505787	3			
	DISC BRUSH 17 MIDLITE 3	56505788	3			
	DISC BRUSH 17 PROLENE 3	56505784	3			
	DISC BRUSH 17 PROLITE 3	56505785	3			
	DISC BRUSH 17 UNION MIX	56505786	3			
Disc Brush 510 mm						
	BRUSH DYNA GRIT 80	56505792	2			
	BRUSH MAGNA GRIT 46	56505791	2			
	BRUSH MIDGRIT 240	56505797	2			
	BRUSH MIDLITE GRIT 180	56505798	2			
	BRUSH PROLENE	56505794	2			
	BRUSH, PROLITE 510MM	56505795	2			
	DISC BRUSH-20 AGLITE 3 LU	56505793	2			
	DISC BRUSH 20 UNION MIX	56505796	2			
Battery and Charger						
	BATT WET 36V 480A	80562500	1			
	BATT.36V-420AH GEL	80562600	1			
Ecoflex System						
	ECOFLEX KIT NILFISK	56414145	1	□		□





Your reliable choice for large area cleaning

● Standard equipment, ○ Supplementary accessories, □ Mountable equipment

Accessories	Ref. no.	Min. required	SC6500 1300C	SC6500 1300C
Pad 17" / 432 mm				
PAD 17 432MM ECO BLACK	10001938	3		
PAD 17 432MM ECO BLUE	10001939	3		
PAD 17 432MM ECO GREEN	10001940	3		
PAD 17 432MM ECO RED	10001941	3		
PAD 17 432MM ECO TAN	10001937	3		
PAD 17 432MM ECO WHITE	10001936	3		
Pad 20" / 508 mm				
PAD 20 508MM ECO BLACK	10001955	2		
PAD 20 508MM ECO BLUE	10001956	2		
PAD 20 508MM ECO BROWN	10001957	2		
PAD 20 508MM ECO GREEN	10001958	2		
PAD 20 508MM ECO RED	10001959	2		
PAD 20 508MM ECO WHITE	10001960	2		
Special Pad				
PAD 17 430MM ECO	10002336	3		
PAD 17 430MM ECO	10002337	3		
PAD 17 430MM ECO	10002338	3		
PAD 17 430MM ECO	10002339	3		
PAD 20 508MM ECO	10002348	2		
PAD 20 508MM ECO	10002349	2		
PAD 20 508MM ECO	10002350	2		
PAD 20 508MM ECO	10002351	2		
Light Option				
BEACON KIT	56413649	1	□	□
HEADLIGHT KIT	56314313	1	□	□
Side Broom				
LEFT SIDE BROOM ASSEMBLY	56413039	0		
RIGHT SIDE BROOM ASSEMBLY	56413040	0		
SIDE BROOM	56413056	2		
Guard Option				
BUMPER TUBE KIT	56414188	1		
BUMPER,FRONT HEAVY KIT	56413089	1		
 KIT FOOT GUARD	56413773	1		




Your reliable choice for large area cleaning

Accessories		Ref. no.	Min. required	SC6500 1300C	SC6500 1300C
	KIT OVERHEAD GUARD	56413774	1	□	□
	KIT WEIGHTED BUMPER	56413870	1		
Brush Cylindrical					
	BRUSH 80 GRIT 40	56413116	2	○	○
	BRUSH 80 GRIT 48	56413355	2		
	BRUSH 180 GRIT 40	56413115	2	○	○
	BRUSH 180 GRIT 48	56413354	2		
	BRUSH SOFT NYLON 40	56413113	2	○	○
	BRUSH SOFT NYLON 48	56413352	2		
	BRUSH,HARD NYLON 40"	56413114	2	○	○
	BRUSH,HARD NYLON 48"	56413353	2		
	BRUSH,POLYPROPYLENE 40"	56413118	2	○	○
	BRUSH,POLYPROPYLENE 48"	56413357	2		
Deck Blade					
	BLADE KIT DISC PU 40	56413754	1		
	BLADE KIT DISC PU 45/48	56413755	1		
	BLADE KIT-DISC GUM 40	56413767	1		
	BLADE KIT-DISC GUM 45/48	56413769	1		
	BLADE KIT-DISC RED GUM	56413770	1		
	BLADE KIT-DISC RED GUM 40	56413768	1		
	BLADE, DECK GUM	56413820	1	○	○
	BLADE, DECK RED GUM	56413654	1	○	○
Other					
	DRAIN HOSE EXTENSION	56601410	1	□	□
	FILTER ANTIFOAMING	909 5065 000	1	□	□
	KIT BATTERY TRAY	56413740	1		
	KIT GRAMMER SEAT	56413764	1	□	□
	KIT,SOLUTION AUTO-FILL	56413685	1		
	KIT,SPRAY WAND	56413687	1	□	□
	KIT,VACUUM MOTOR	56413821	1	□	□
	ROLL OUT KIT,NO BATTERY	56413884	1		
	SEAT BELT KIT- STANDARD	56383455	1	□	□
Squeegee Blade					



Your reliable choice for large area cleaning

Accessories		Ref. no.	Min. required	SC6500 1300C	SC6500 1300C
	BLADE KIT SQUEEGEE PU F	56413745	1	○	○
	BLADE KIT SQUEEGEE PU H	56413747	1		
	BLADE KIT-SQGEE RED GUM F	56413762	1		
	BLADE KIT-SQGEE RED GUM H	56413766	1		
	BLADE KIT-SQUEEGEE GUM F	56413761	1		
	BLADE KIT-SQUEEGEE GUM H	56413765	1		
Pad Holder					
	PAD HOLDER 17 3 LUG	56505780	3		
	PAD HOLDER SHORT TRIM 510	56505790	2		
Disc Brush 430 mm					
	DISC BRUSH 17 AGLITE 3	56505783	3		
	DISC BRUSH 17 DYNAGRIT	56505782	3		
	DISC BRUSH 17 MAGNAGRIT	56505781	3		
	DISC BRUSH 17 MIDGRIT 3	56505787	3		
	DISC BRUSH 17 MIDLITE 3	56505788	3		
	DISC BRUSH 17 PROLENE 3	56505784	3		
	DISC BRUSH 17 PROLITE 3	56505785	3		
	DISC BRUSH 17 UNION MIX	56505786	3		
Disc Brush 510 mm					
	BRUSH DYNA GRIT 80	56505792	2		
	BRUSH MAGNA GRIT 46	56505791	2		
	BRUSH MIDGRIT 240	56505797	2		
	BRUSH MIDLITE GRIT 180	56505798	2		
	BRUSH PROLENE	56505794	2		
	BRUSH, PROLITE 510MM	56505795	2		
	DISC BRUSH-20 AGLITE 3 LU	56505793	2		
	DISC BRUSH 20 UNION MIX	56505796	2		
Battery and Charger					
	BATT WET 36V 480A	80562500	1		
	BATT.36V-420AH GEL	80562600	1		
Ecoflex System					
	ECOFLEX KIT NILFISK	56414145	1	□	□

