

Ensures you economical and productive cleaning

This sweeper is easy to operate and has a self-explanatory operating panel, which means less operator training time needed. The SR1101 is available in battery for indoor or outdoor operation. This unit makes cleaning both economical and productive.

- Adjustable steering and seat
- Electrical filter shaker
- Reversing warning alarm
- Parking brake
- Low dump
- Wet sweep by-pass
- Forwards and reverse operation
- Eligible for 3 year warranty (conditions apply)

The vast majority of ride-on professional sweeping jobs demand a machine that is compact, manoeuvrable and reliable. The SR1101 represents simplicity and robustness in its most sophisticated form. Recommended for factory warehouses, car parks and outside areas including parks and gardens.



Picture shown may not represent model quoted

• Standard equipment

Included accessories	Ref. no.	Min. required	SWP SR1101 B RIDE ON BAT.
Price			22.270,00
Filter for Sweeping			
FILTER PAPER PANEL	1463523000	1	•
Main Broom			
BRUSH MAIN 300X700	145 4879 000	1	•
Side Broom			
BROOM SIDE 180X400 MIX	1466140000	1	
SIDE BRUSH	1463952000	1	•

Model	SWP SR1101 B RIDE ON BAT.
Ref. no.	9084310010PA

PRODUCT FEATURES

Flap lifting device
 Adjustable steering and seat
 Electrical filter shaker
 Back up warning alarm
 Parking brake
 Low dump
 Horn
 Wet sweep by-pass



Ensures you economical and productive cleaning


Model	SWP SR1101 B RIDE ON BAT.
Ref. no.	9084310010PA

PRODUCT FEATURES

Forward & backward pedel







Technical specifications	SWP SR1101 B RIDE ON BAT.
Motor power source	Battery 24V
Motorbrand	-
Max. speed (km/h)	5
Sound pressure level (dB(A))	63.8
Productivity 1 side broom theoretical/actual (m ² /h)	4900/3430
Productivity 2 side brooms theoretical/actual (m ² /h)	6300/4410
Working width (mm)	700
Working width with right side broom (mm)	980
Working width with 2 side brooms (mm)	1260
Min. turn-around aisle width (cm)	238
Max. climbing rate (%)	20
Fuel tank (L)	-
Fuel consumption (L/h)	-
Hopper volume (L)	70
Max. dumping height (cm)	-
Main filter area (m ²)	3.6
Side broom diameter (mm)	420
Main broom speed (RPM)	550
Main broom (mm)	700x300
Length x width x height (mm)	
Battery compartment size (LxWxH) (mm)	660 x 440 x 370
Net weight (kg)	255
Operating weight (kg)	465

● Standard equipment, ○ Supplementary accessories, □ Mountable equipment

Accessories	Ref. no.	Min. required	SWP SR1101 B RIDE ON BAT.
Price			22.270,00
External Charger			
 CHARGER HF 24V 25A SB120R	80542425	1	○





Ensures you economical and productive cleaning

Accessories		Ref. no.	Min. required	SWP SR1101 B RIDE ON BAT.	Price
Battery					
	BATT. 6V-180AH GEL	80564000	4	○	
	SEMI TRACTION MONO BLOCK	80564900	4	□	
Filter for Sweeping					
	FILTER PAPER PANEL	1463523000	1	●	
	FILTER POLYESTER	146 2759 000	1	○	
	WASHABLE POLYESTER FILTER	145 6013 000	1	○	
Side Broom					
	BROOM SIDE 180X400	1466141000	1		
	BROOM SIDE 180X400 MIX	1466140000	1		
	SIDE BRUSH	1463952000	1	●	
Other					
	BOX BATTERY KIT	146 2791 000	1	□	
	BROOM LEFT SIDE KIT	1463970000	1	□	
	CARPET KIT	1464101000	1	□	
	SET OF MINI BINS	1463981000	1	□	
	VACUUM CLEANER KIT	146 2524 000	1	□	
	WHEEL FRONT NON MARKING	146 2745 000	1	□	
	WHEEL REAR NON MARKING	146 2746 000	1	□	
Light Option					
	BEACON FLASH SUP KIT	146 2692 000	1	□	
	WORKING LIGHT KIT	1463972000	1	□	
Guard Option					
	GUARD OVERHEAD KIT	146 2735 000	1	□	



Ensures you economical and productive cleaning

Accessories		Ref. no.	Min. required	SWP SR1101 B RIDE ON BAT.
	PROTECTION LEFT BROOM KIT	1464105000	1	□
	PROTECTION RIGHT BROOM	1464058000	1	□
Main Broom				
	BRUSH MAIN 300X700	145 4879 000	1	●
	BRUSH MAIN 300X700 NAT.	145 6080 000	1	○
	BRUSH MAIN 300X700 STEEL	145 4957 000	1	○
On-Board Charger				
	BATTERY CHARGER KIT	146 2052 000	1	○
Flap and Skirt				
	SKIRTS NON MARKING KIT	146 2744 000	1	□